

# COMPORTA VERTEDEDORA

## Three Side Sealing

### Selection Form:

Customer:

Project:

Country of installation:

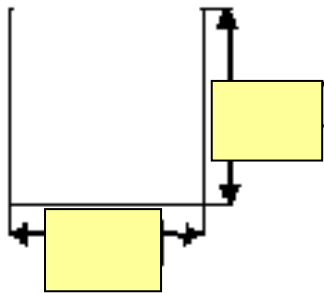
Item #:  Qty:  Location:



### Sizing and Design of the Wall opening:

#### Square/ Rectangular

Width x Height

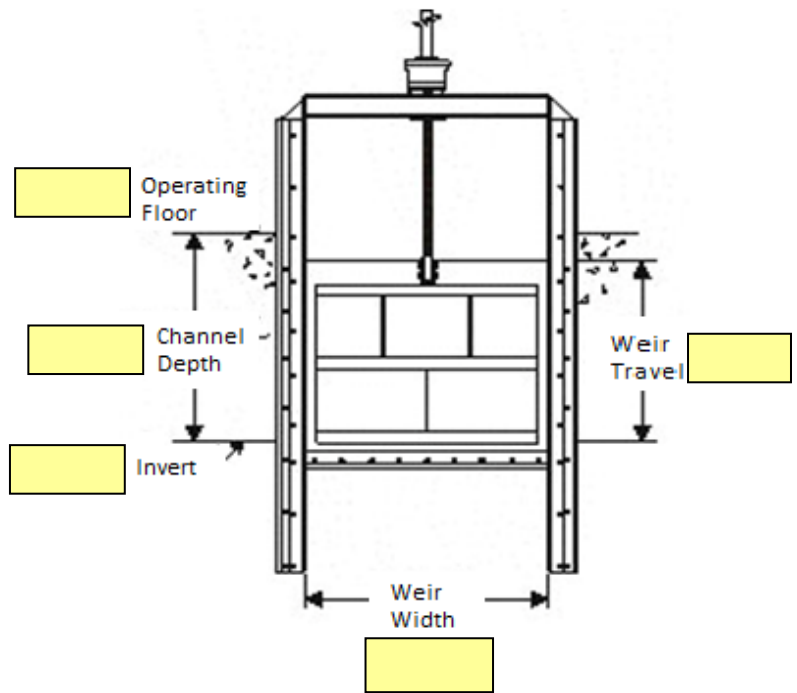


Please fill in the dimensions in mm

Seating Head:

Unseating Head:

### Pressure Rating/ Design:



Please fill in the dimensions in mm

### Leakage & Design Standard:

AWWA\*     Other:

### Installation:

#### Gate Mounted to:

Concrete Wall \*

Frame Embedded

Existing Channel

#### Structure:

Existing\*

New

**\*= default choices: design seated/unseated head = door height dimension will be assumed**

**Gate Material:**

- Stainless steel SS304\*
- Stainless steel SS316

**Stem/ Spindle Type:**

- Rising Stem/ Spindle\*
- Non-rising Stem/ Spindle

**Stem Cover:**

- PVC\*
- Galvanized Steel
- Aluminium

**Mode of Operation:**

**Manual:**

- Gear box
- Hand wheel\*
- Hand crank
- Square nut
- Chain / Sprocket



**Electric:**

- Electric actuator
- Voltage
- Frequency
- Phase



- Electric options
- Open/Closed\*
  - Modulating
  - With Local Control

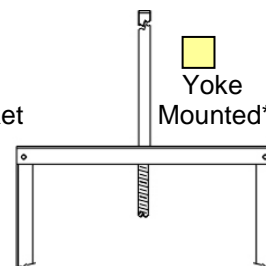
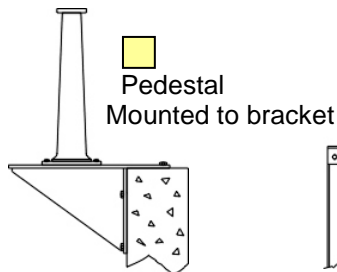
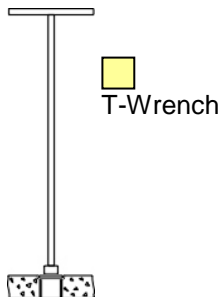
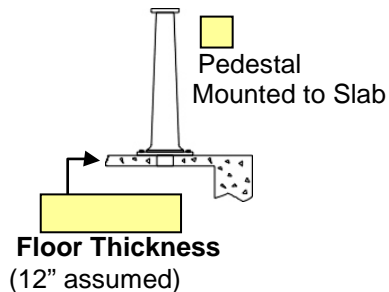
**Others:**

- Hydraulic
- Pneumatic

**Stem Position Indicator**

- Mylar Strip\*
- Others:

**LIFT MOUNTING:**



**Pedestal Material:**

- Aluminum \*
- Cast iron
- Stainless Steel

**Comments:**

**\*= default choices: design seated/unseated head = door height dimension will be assumed**