

# COMPORTA DE CANAL

## Three Side Sealing

### Selection Form:

Customer:

Project:

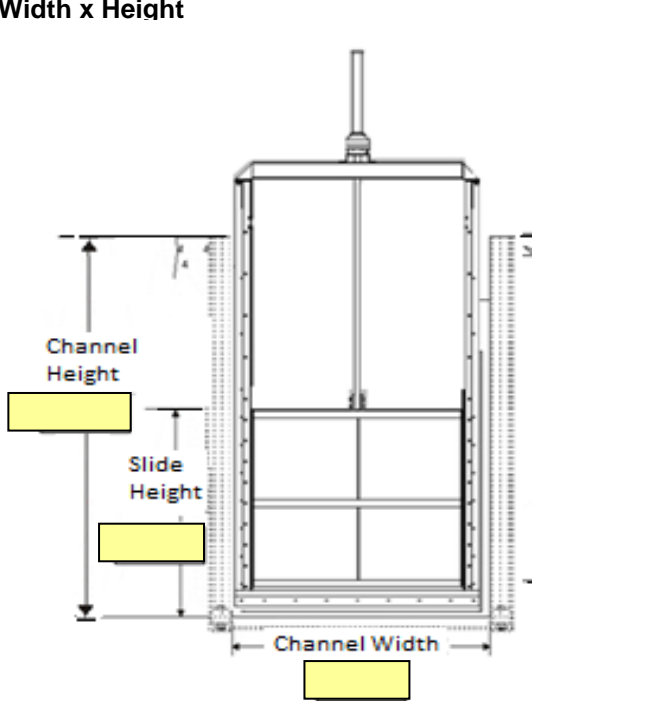
Country of installation:

Item #:  Qty:  Location:



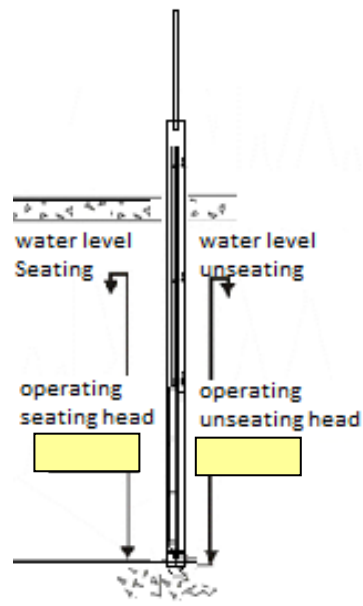
### Sizing and Design of the Channel Opening:

#### Width x Height



Please fill in the dimensions in **mm**

### Pressure Rating/ Design:

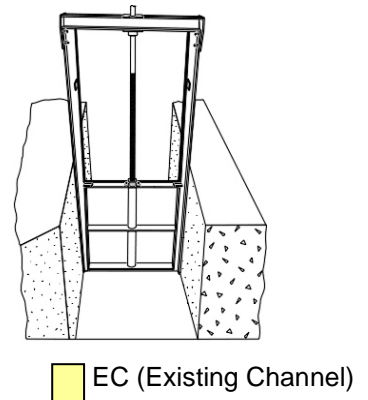
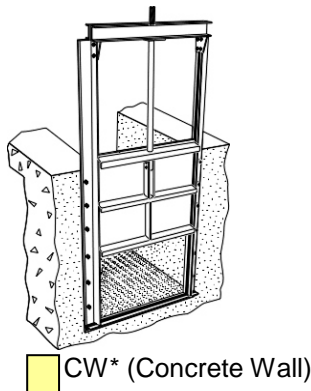
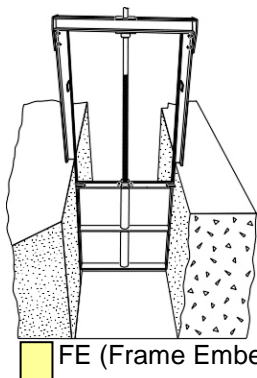


Please fill in the dimensions in **mm**

### Leakage & Design Standard:

AWWA\*  Other:

### Choose one Installation:



**\*= default choices: design seated/unseated head = door height dimension will be assumed**

**Gate Material:**

- Stainless steel SS304\*
- Stainless steel SS316

**Stem/ Spindle Type:**

- Rising Stem/ Spindle\*
- Non-rising Stem/ Spindle

**Stem Cover:**

- PVC\*
- Galvanized Steel
- Aluminium

**Mode of Operation:**

**Manual:**

- Gear box
- Hand wheel\*
- Hand crank
- Square nut
- Chain / Sprocket



**Electric:**

- Electric actuator
- Voltage
- Frequency
- Phase



- Electric options
- Open/Closed\*
  - Modulating
  - With Local Control

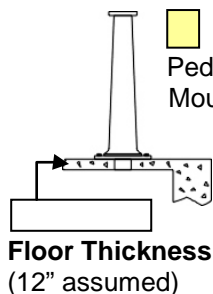
**Others:**

- Hydraulic
- Pneumatic

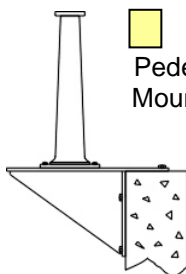
**Stem Position Indicator**

- Mylar Strip\*
- Others:..

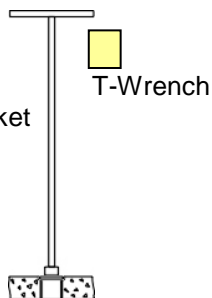
**Lift Mounting:**



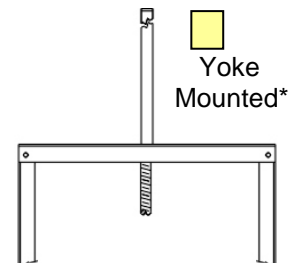
- Pedestal Mounted to Slab



- Pedestal Mounted to bracket



- T-Wrench



- Yoke Mounted\*

**Pedestal Material:**

- Aluminum \*
- Cast iron
- Stainless Steel

**Comments:**

**\*= default choices: design seated/unseated head = door height dimension will be assumed**